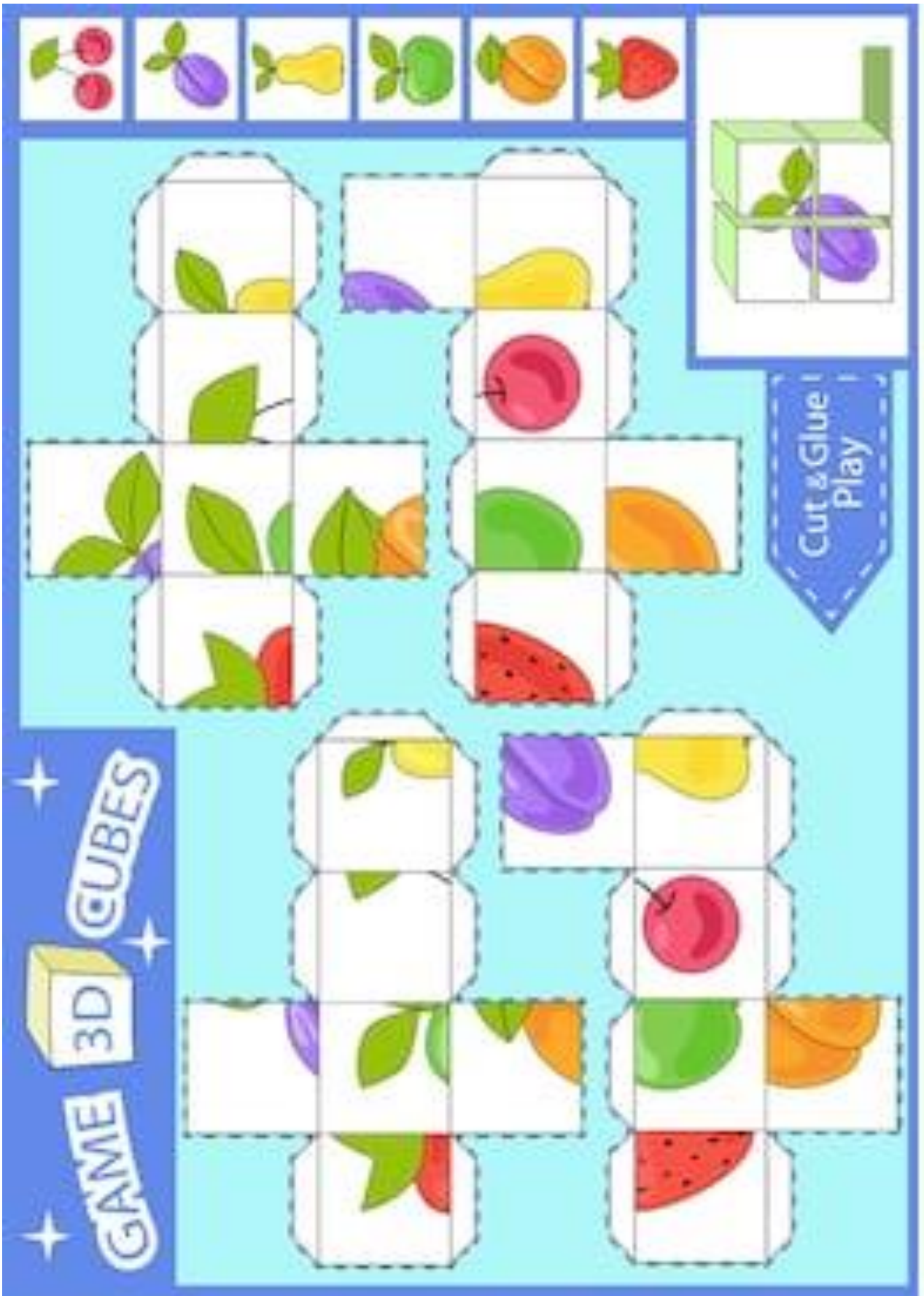


# Quiz

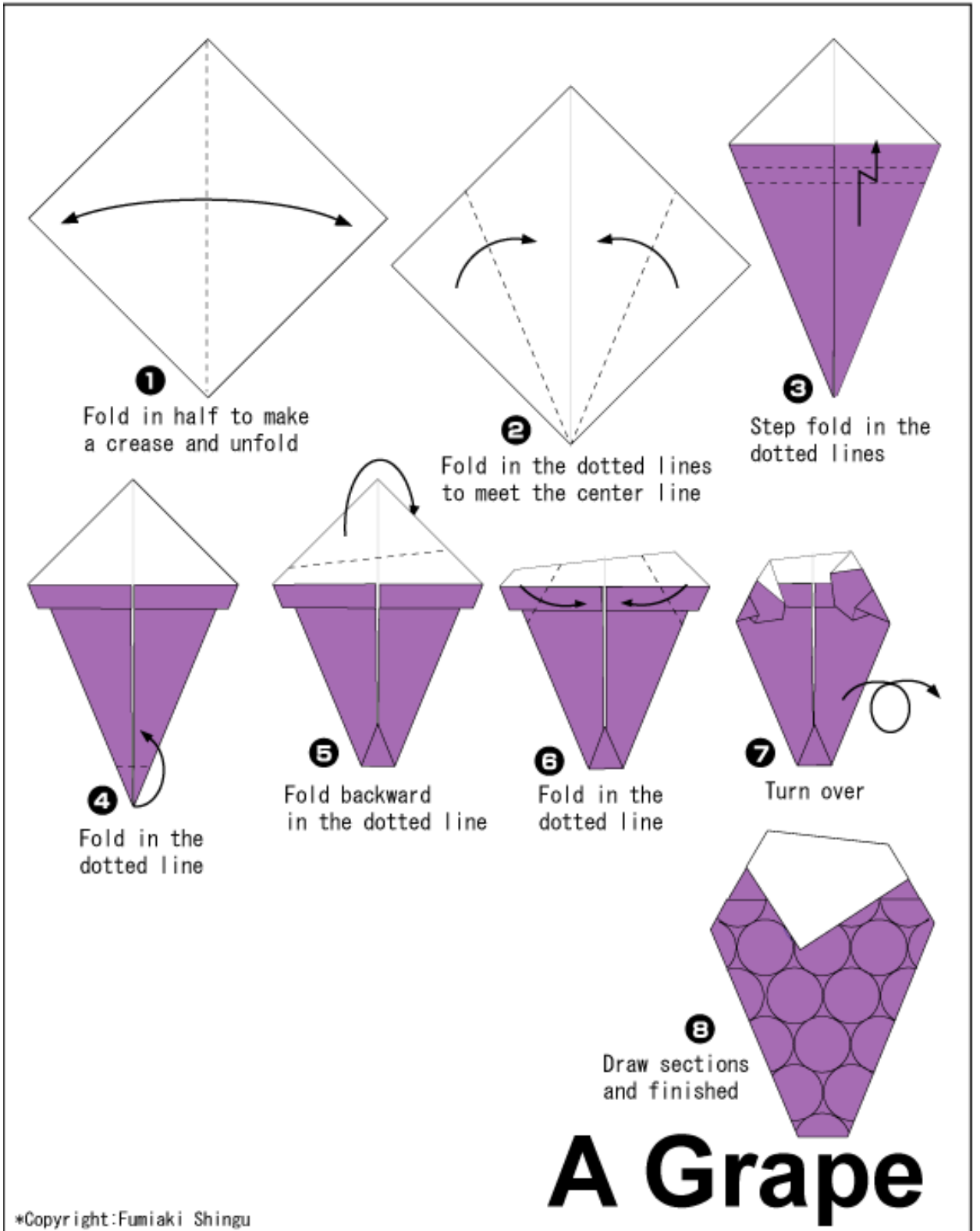
1	This fruit originated in the forests of India and present-day Myanmar. While the people of India have been gorging on it for the last 3000 years, the West was introduced to this king of fruits by the Portuguese settlers in India about 300 years ago. Name it.	A. Mango B. Guava C. Banana D. Melon
2	This summer fruit is truly a wonder of nature. Full of juice that quenches the endless summer thirst, it grows in the driest of soils! A big fruit, it grows on a creeper and has a high percentage of water in it. Can you guess its name?	A. Papaya B. Orange C. Pomegranate D. Watermelon
3	A native of southern China, this juicy and incredibly sweet fruit was brought to India by the Portuguese. It grows abundantly in Dehradun, the gateway to the queen of hills, Mussoorie, in northern India. Which fruit are we talking about?	A. Strawberry B. Litchi C. Passion fruit D. Pear
4	Tired of the pale pink colour of your tongue? No problem! Colour it purple by eating this fruit. Its trees shade the wide roads of New Delhi. But be careful about climbing the tree for its branches are very weak. Name this fruit.	A. Jamun (Java plum) B. Tamarind C. Apple D. Cheeku (Sapota)
5	A little sweet and a little sour, this fruit is deep maroon in colour and of the same size as peas. There are many who crunch its seeds and swallow them along with the juice. Its juice is a cool balm in summer.	A. Ber B. Phalsa C. Narangi D. Bel

1	2	3	4	5
A	D	B	A	B

# Cut and Join

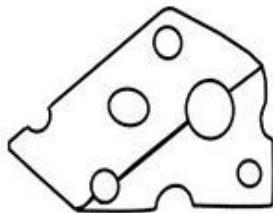


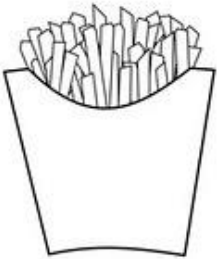
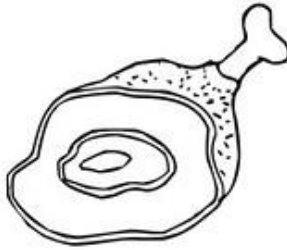
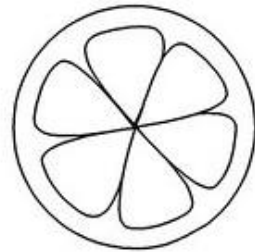




# Make your Fruit - Origami

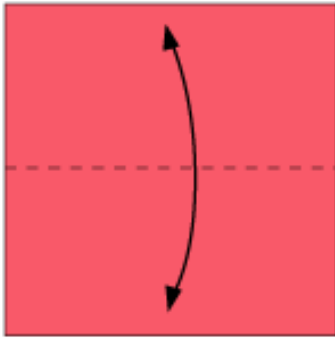




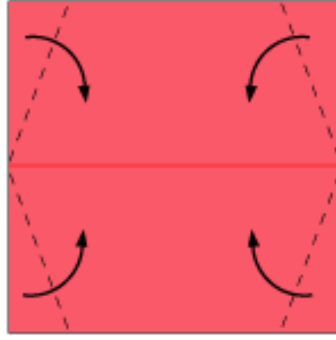
# Colour the Healthy Food



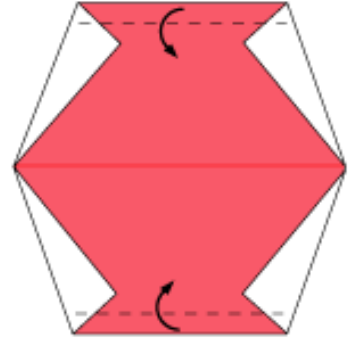
# Make your Fruit - Origami



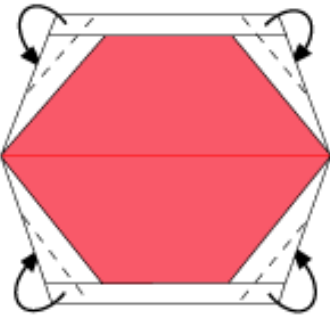
1 Fold in half to make a crease and unfold



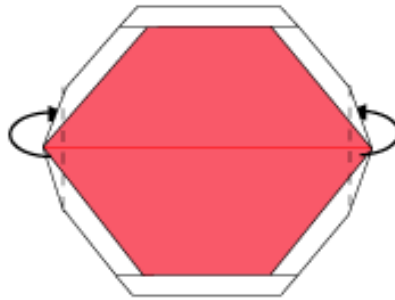
2 Fold in the dotted lines



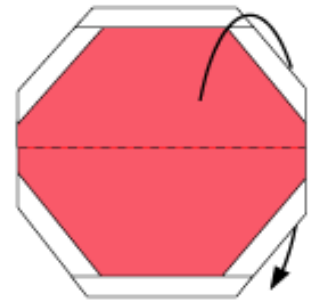
3 Fold in the dotted lines



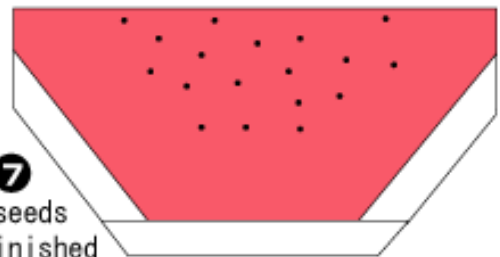
4 Fold backward in the dotted lines



5 Fold backward in the dotted lines



6 Fold in half



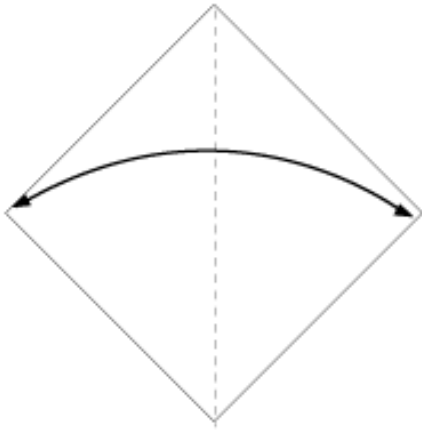
7 Draw seeds and finished

## A Water Melon

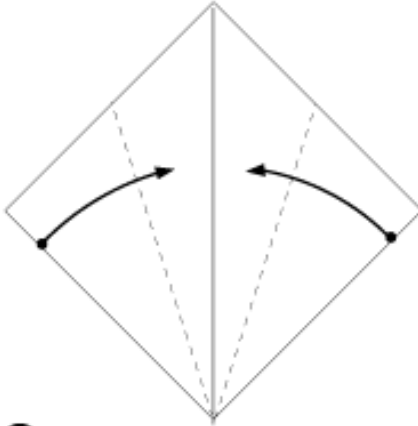
\*Copyright:Fumiaki Shingu



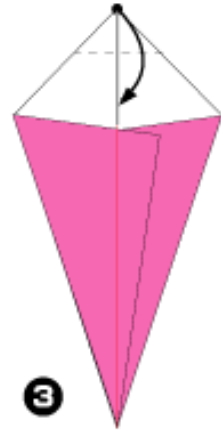
# Make your Fruit - Origami



1 Fold in half

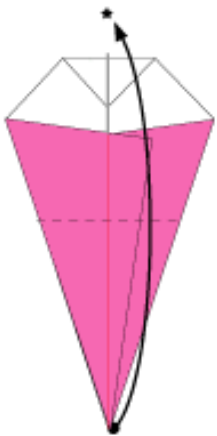


2 Fold in the dotted lines

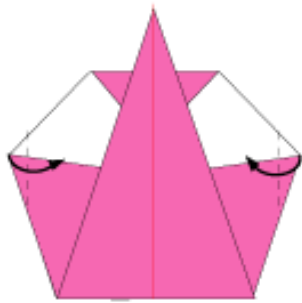


3

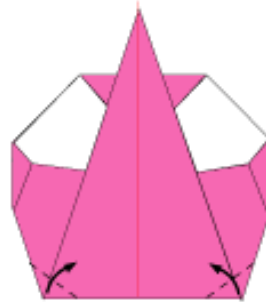
Fold forward in the dotted line



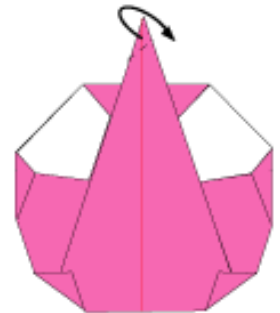
4 Lift up to ★ and fold



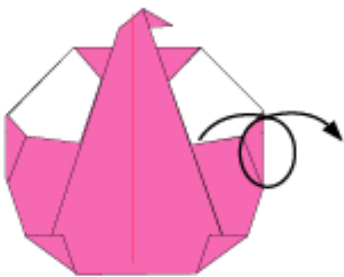
5 Fold forward in the dotted line



6 Fold forward in the dotted line

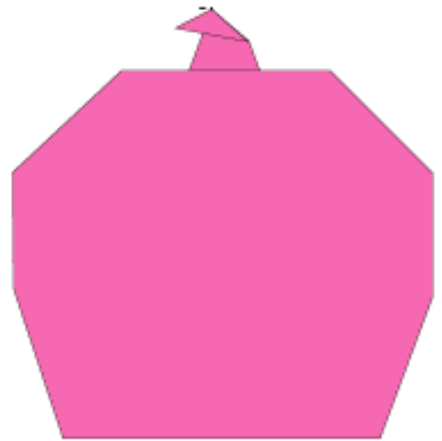


7 Fold backward in the dotted lines



8 Turn over

9 Finished



# An Apple

\*Copyright: Fumiaki Shingu